

One Step Pregnancy test Strip - Urine Test

Wondfo – One Step HCG Urine Test - Strip

Wondfo One Step HCG Urine Test is a rapid pregnancy test which you can easily carry out yourself. It detects the presence of human chorionic gonadotropin (“HCG”) which appears in urine very early during pregnancy. For *in vitro* self-testing use only. For external use only.

HOW DOES IT WORK ?

Human chorionic gonadotropin (hCG) is a hormone produced by the developing placenta shortly after the conception and secreted into the urine. The pregnancy test contains antibodies which specifically react with this hormone.

When the strip is immersed into a urine specimen, capillary action carries the specimen to migrate along the membrane. When hCG in the sample reaches the Test Zone region of the membrane, it will form a colored line. Absence of this colored line suggests a negative result.

To serve as a procedure control, a colored line will appear at the control zone region, if the test has been performed properly.

CONTENT OF THE TEST KIT

- One pouch containing a strip and a desiccant. The desiccant is for storage purposes only, and is not used in the test procedure.
- Leaflet with instructions for use.

WHAT ELSE DO YOU NEED?

- A clean, dry plastic or glass container to collect the urine.
- Timer (watch or clock).

PRECAUTIONS

- This kit is for external use only. Do not swallow.
- Discard after first use. The test strip cannot be used more than once.
- Do not use the test kit beyond expiry date.
- Do not use the kit if the pouch is punctured or is not well sealed.
- Keep out of the reach of children.

STORAGE AND STABILITY

- Store at 4°C to 30°C in the sealed pouch up to the expiration date.
- Keep away from sunlight, moisture and heat.
- DO NOT FREEZE.

- Preferably open the pouch shortly before the test.

SPECIMEN COLLECTION AND PREPARATION

WHEN TO COLLECT URINE FOR THE TEST ?

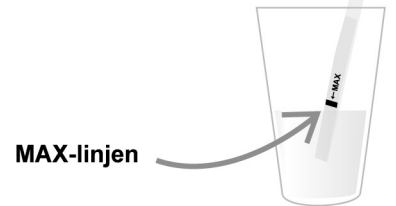
Any urine specimen is appropriate for pregnancy testing but the first morning urine specimen is optimal because of its high concentration of HCG.

HOW TO COLLECT URINE ?

Urine specimens may be collected in any clean, dry plastic or glass container.

HOW TO DO THE TEST?

- The test strip and urine have to be at room temperature (18°C -30°C) for testing.
- Remove the test strip from the sealed pouch.
- Immerse the strip into the urine with the arrow pointing towards the urine. Take the strip out after 3 seconds and lay the strip flat on a clean, dry and non-absorbent surface (such as the mouth of the urine container).
IMPORTANT
Do not allow the urine level to exceed the MAX Line (marker line) otherwise the test will not perform correctly.
- Read results in five minutes.
Do not read results after more than 5 minutes.



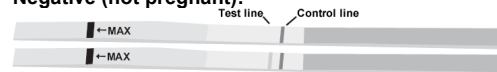
HOW TO READ THE RESULTS

Positive (pregnant):



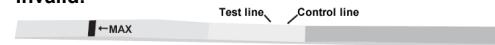
Distinct color bands appear in both the control and test zones. It indicates that you are pregnant. The color intensity of the test bands may vary since different stages of pregnancy have different concentrations of HCG hormone.

Negative (not pregnant):



Only one color band appears in the control zone. No apparent band on the test zone. This indicates that no pregnancy has been detected.

Invalid:



No visible band at all, or there is a visible band only in the test region and not in the control region. Repeat with a new test kit. If test still fails, please contact the distributor or the store, where you bought the product, with the lot number.

NOTE: if the test line is weak, it is recommended that the test be repeated in 48 hours.

WHAT TO DO WHEN YOU KNOW THE RESULT

IF THE RESULT IS POSITIVE (TWO LINES)

Consult your physician. He should confirm your pregnancy after evaluating all clinical and laboratory findings. Indeed, in certain conditions, the test may give a false positive result. He will also give you further information and advice on your pregnancy. See also “Limitations”.

IF THE RESULT IS NEGATIVE (ONE LINE)

If you have reasons to believe that you are pregnant (e.g. no menstrual bleeding), you can repeat the test a few days later. If the test is still negative, consult your physician. See also “Limitations”.

LIMITATIONS

- As it is with any diagnostic procedure, a confirmed pregnancy diagnosis should only be made by a physician after evaluating all clinical and laboratory findings.
- If a urine sample is too dilute (i.e., low specific gravity) it may not contain a representative level of hCG. If pregnancy is still suspected, another urine specimen should be collected 48 hours later and tested.
- Low concentration of hCG in a very early pregnancy can give a negative result. In this case, another specimen should be obtained at least 48 hours later and tested.
- Elevated levels of hCG can be caused by a few conditions other than pregnancy. Therefore, the presence of hCG in urine specimen should not be used to diagnose pregnancy unless these conditions have been ruled out.
- A normal pregnancy can not be distinguished from an ectopic pregnancy based on hCG levels alone. Also, spontaneous miscarriage may cause confusion in interpreting test results.
- Sterility treatments, based on hCG, may cause false results. Consult your physician.

EXPECTED RESULTS

Negative results are expected in healthy non-pregnant women and healthy men. Although the hCG levels in normal early pregnant women are variable, One Step

Strip Urine HCG Test is capable of detecting pregnancy as early as 1 day after the first missed menses.

QUESTIONS & ANSWERS

- There is much difference between the control lines of two tests. Is this a concern? No.* Variations in the color of the control band will not affect the test result.
- Can test results be interpreted after more than five minutes? No.* Test results must be read in 5 minutes. Though a positive result should not change for several days, a negative result may change to a false positive within minutes after the end of the testing period, which would not be an accurate reading. It is always best to read the results at the 5 minute testing period and then discard the test to avoid confusion.
- A pink background color and vertical streaking appeared in the result area during the testing period. Is this a concern? No.* Each urine sample will vary in its chemical makeup, as will the humidity of the air in testing chamber (room). Such variations in physical conditions can cause the vertical streaking and/or the pink-rose background color but will not affect the test results. As long as the control band appears within five minutes, the test is working properly.

Manufacturer:

Guangzhou Wondfo Biotech Co., Ltd.
Wondfo Sciencetech Park
South China University of Technology,
Guangzhou, Kina

Authorized Representative:

Qarad b.v.b.a.
Volmolenheide 13
B-2400 Mol, Belgium

